

2025 Municipal General Election

2026 Municipal Symposium – Gender

Session Agenda

- Welcome
- Privacy Statement
- Overview of the 2025 Municipal General Election
- Discussion Questions
- Next Steps

Privacy Statement

The collection of information is done under the authority of section 61(c) of the **Access to Information and Protection of Privacy Act, 2015**, for the purpose of collecting feedback on the 2025 Municipal General Election.

Any personal information that may be received will be governed in accordance with the **Access to Information and Protection of Privacy Act, 2015**.

If you have any questions about how this information will be collected, used and disclosed, please contact: MCA ATIPP Co-ordinator at atippmca@gov.nl.ca

Purpose

- To present a high-level overview of key data from the 2025 Municipal General Election.
- To provide MNL members with an opportunity to share their experiences with the election process and offer suggestions for improvement.
- To formally mark the commencement of the Government's review of the **Municipal Elections Act**.

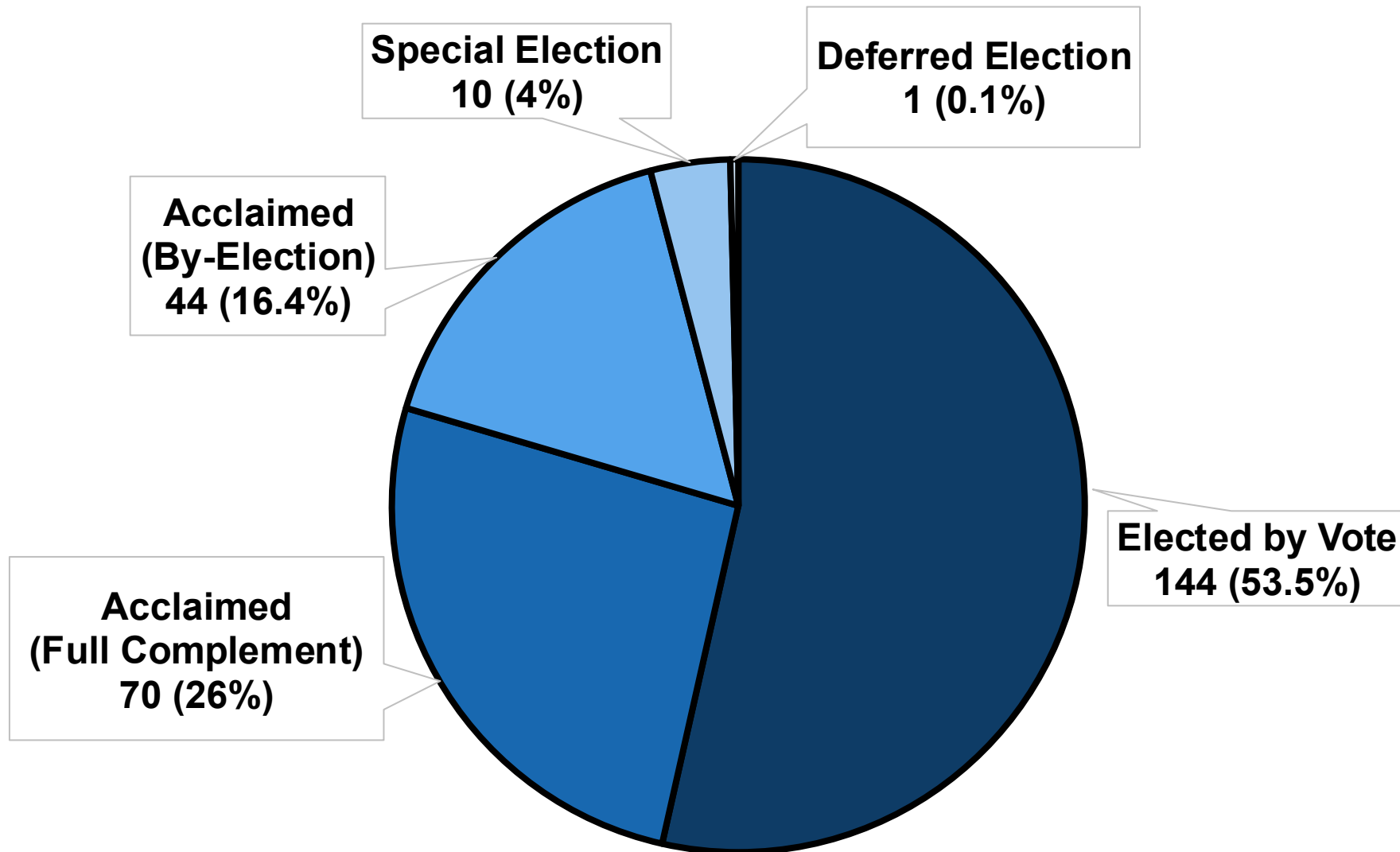
2025 Municipal General Election Data

- To provide a brief, high-level overview of key data from the 2025 Municipal General Election.
- To highlight selected comparisons with the 2021 Municipal General Election where relevant.
- Important to note that all demographic data is collected on a voluntary basis.

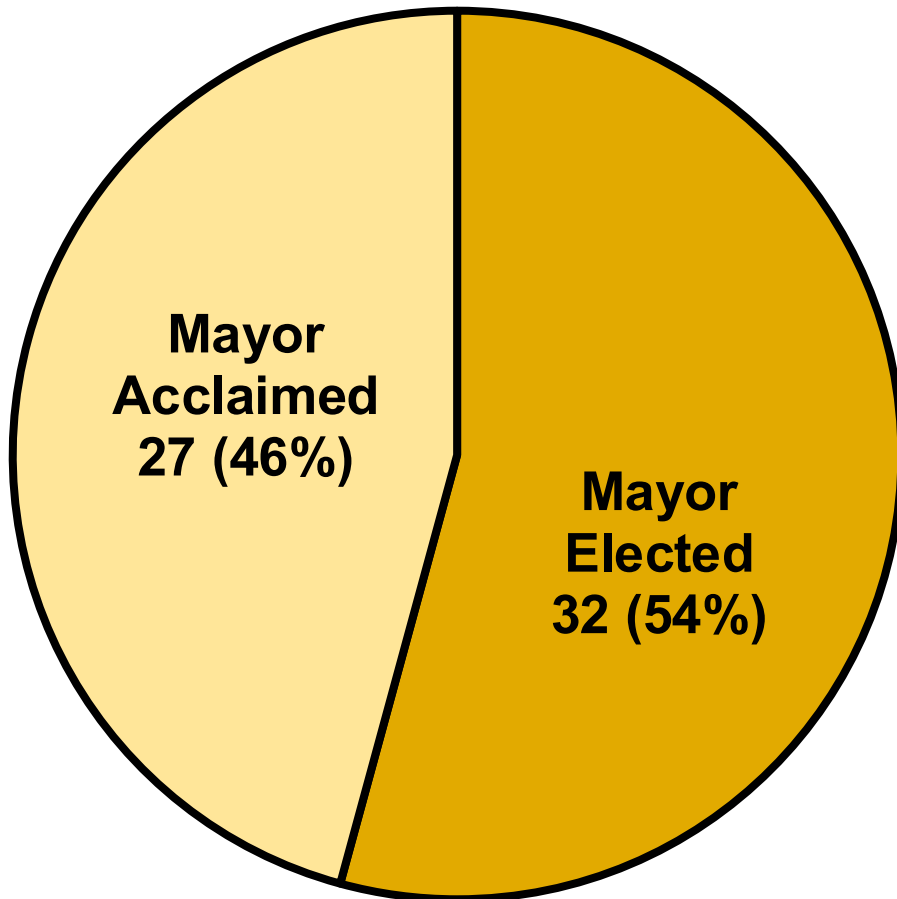
Elections and Acclamations, 2025

- 144 of 269 councils (~53%) held an election in 2025
- 114 councils (~42%) were acclaimed:
 - 70 filled all seats
 - 44 required a by-election
- There were ten special elections and one deferred election
- Fewer elections than 2021, but also fewer special elections

Elections and Acclamations, 2025



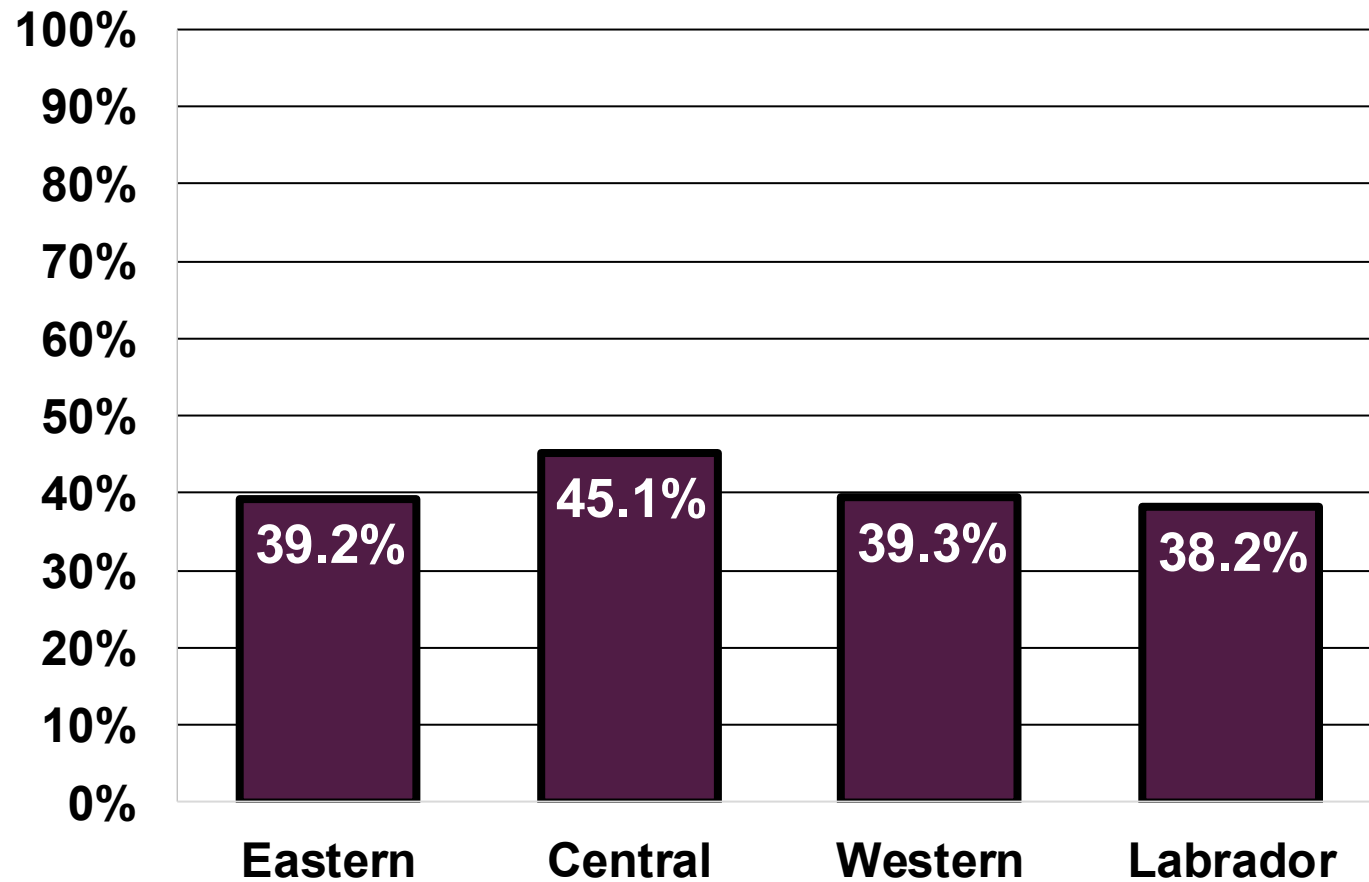
Mayoral Election, 2025



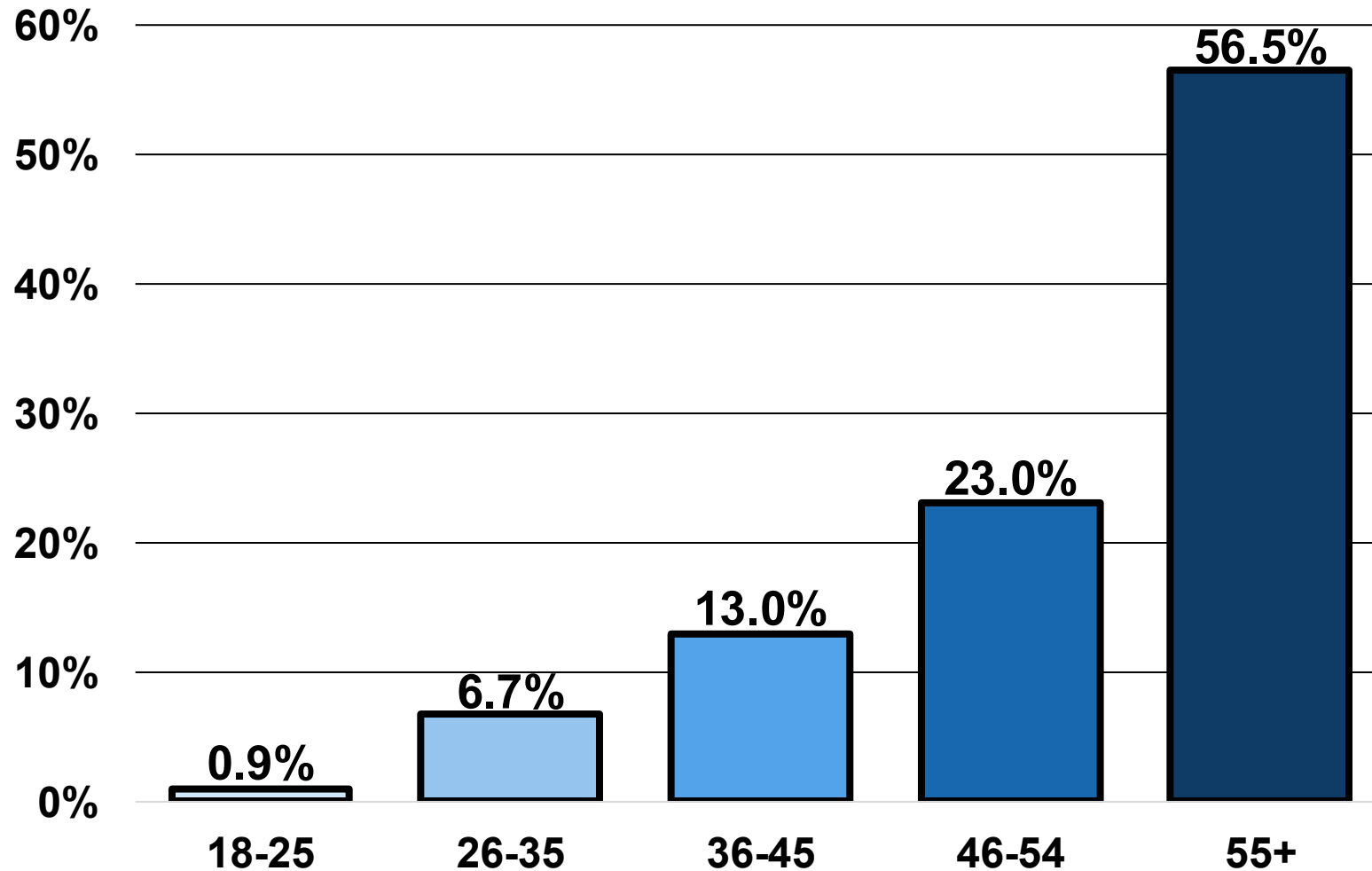
- 59 of 269 towns and cities (~22%) had a separate ballot for mayor
- 32 (54%) held a mayoral election
- 27 (46%) were acclaimed
- Fewer than 2021, but a similar split of elections and acclamations

Turnout by Region, 2025

- Turnout was ~40%
- Central above average at ~45%
- Turnout was lower than 2021



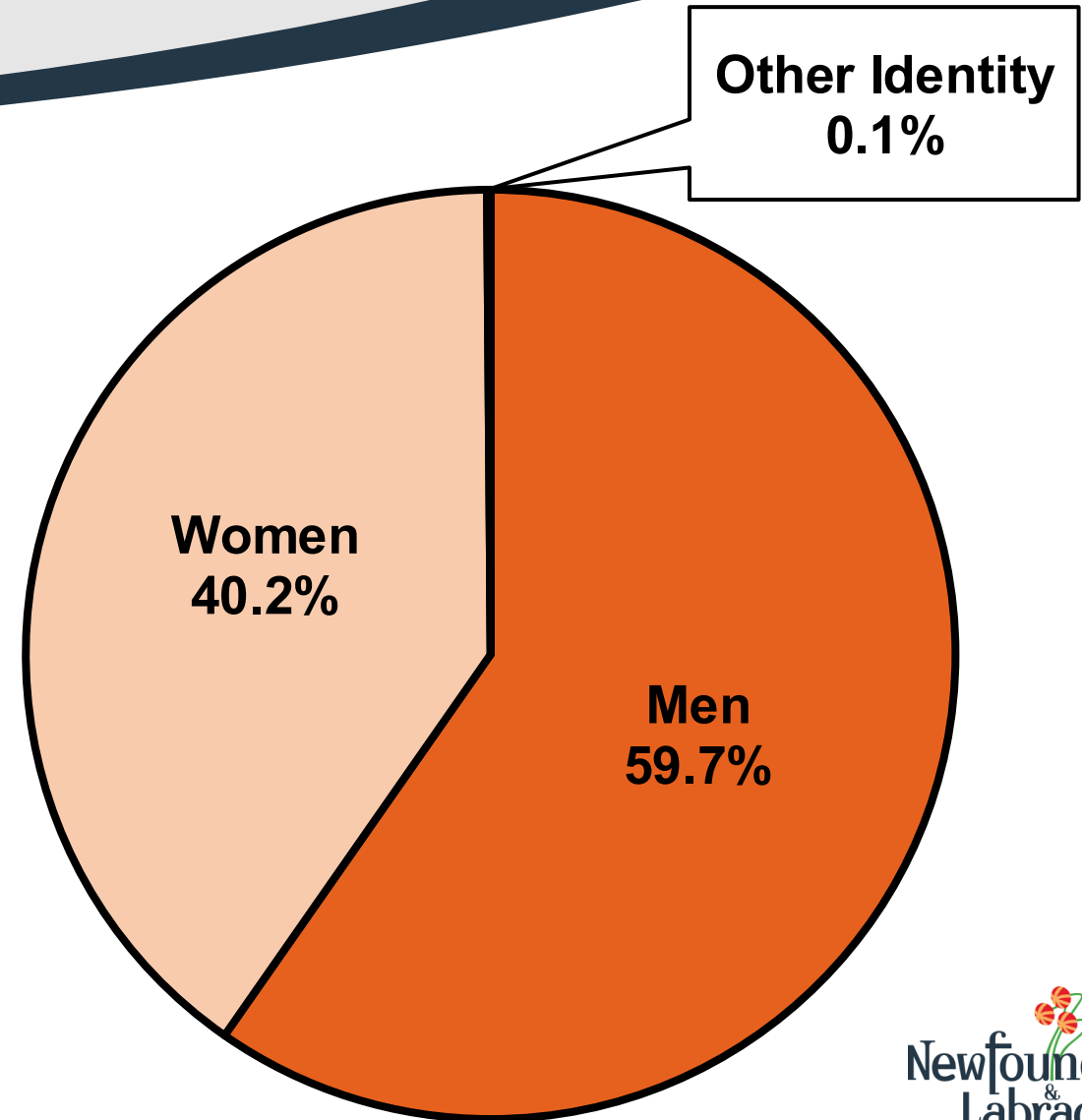
Councillor Age, 2025



- Based on submitted forms
- The 55+ age group increased from 2021
- All other age groups decreased slightly from 2021

Councillor Gender, 2025

- Of those who submitted demographic data:
 - ~40% were women
 - ~60% were men
 - ~0.1% were a different identity
- The percentage of women increased slightly from 2021



Discussion Questions

What went well during the 2025 Municipal General Election?

What improvements can the Department make to better support towns and cities, candidates, and residents in future municipal elections?



Next Steps

- Discussions with MNL, PMA, and other stakeholders in the coming weeks
- Formulation of a multi-stage consultation plan
- Consultation process May – November 2026

Thank You

Your feedback can be submitted until the end of the day either by:

- Dropping off your completed paper form at the MCA booth
- Filling in a computer form at the MCA booth
- Using the QR code

